



DOMINA PLUS - RACK CONVEYOR WASHING-UP LTD821D



Electronic rack conveyor dishwasher - 12

TECHNICAL DATA:

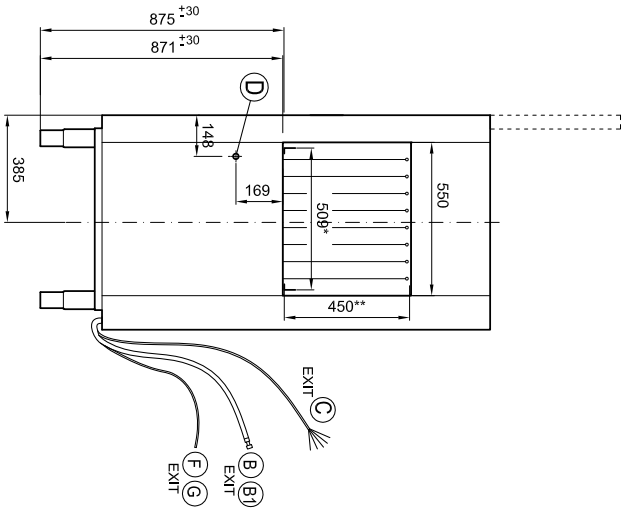
Max productivity (basket/hour)	60-120
--------------------------------	--------

ADDITIONAL TECHNICAL DATA:

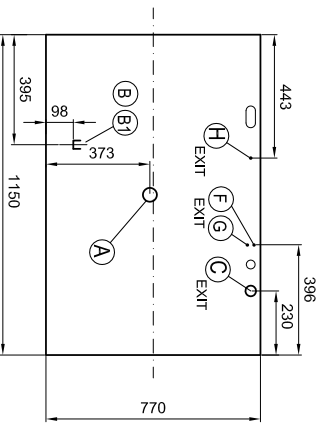
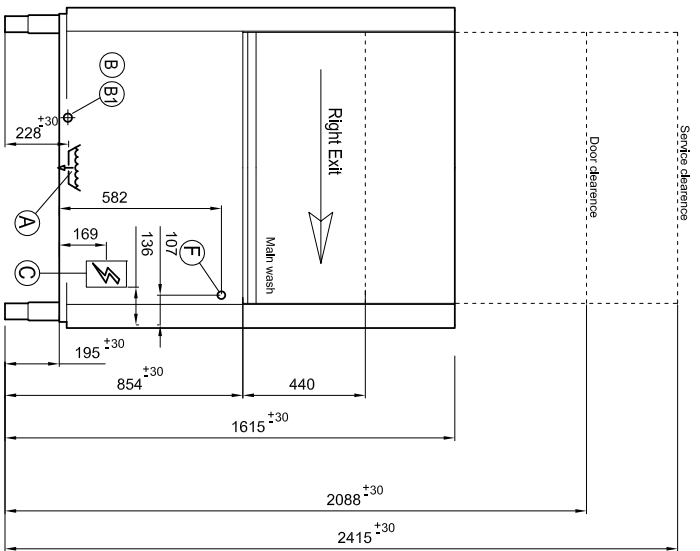
External dimensions - WxDxH (cm)	115x77x162
Hot water Power (kW)	13,5
Cold water Power (kW)	22,5
Cold water Power with regenerator (kW)	18
Washing pump capacity (kW)	750
Prewashing pump capacity (kW)	-
Water consumption rinsing (lt/hour)	180
Drying-power (kW)	6
Drying-fan capacity (m3/hour)	1400
Supply (N)	400V 3N 50Hz
Weight (kg)	200
Volume (m3)	1.39
Power (kW)	23

Savings on operational costs, great efficiency, hygiene, flexibility and total control: these are the dreams that come true with the highly advanced Domina Tetra and MonoRinse technology.

The IdroWash plus wash system with its constant flow spray arms insures the best absorbed power use without unuseful load waste. The washing cycle becomes quicker despite less powerful pumps, thus reducing energy consumption.



* USEFUL WIDTH FOR BASKET
 ** USEFUL HEIGHT FOR BASKET



A		Ø 1"1/2 M	D		Ø PG11	End switch
A1		Ø 31 M	E		Ø 250	Steam exhaust
B		G 3/4" M	F		Ø 14 M	Detergent inlet
B1		G 3/4" M	G		Ø 7 M	Rinse aid inlet
C		PG36	H		Ø 6	Equipotential
L		Ø 250				Dryer suction

Installation layout		Rack Type	
Designed by:	M.P.UCCI	Code:	T101D
Date:	15/05/2015	Rev.:	00
Demomontaggio:			