



DOMINA PRO 900 - CHARCOAL GRILL

**PLG94A**



## CHARCOAL GRILL ON OPEN STAND

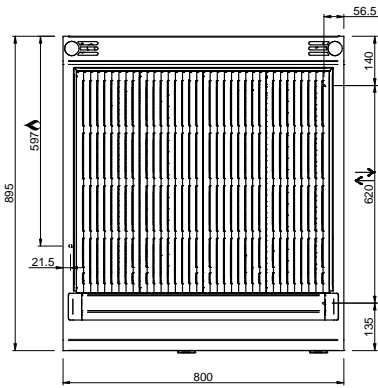
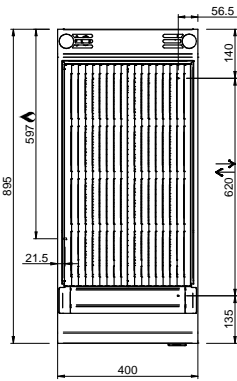
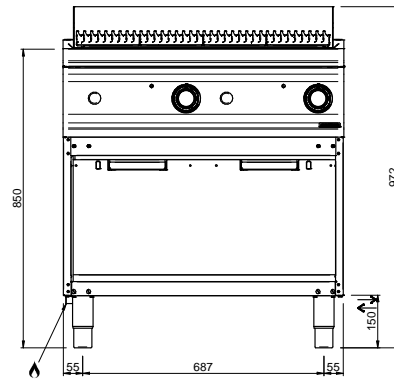
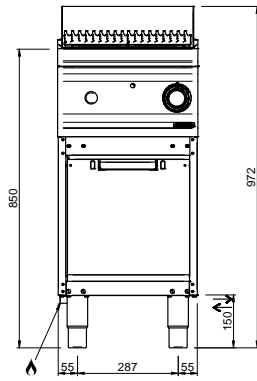
### TECHNICAL DATA:

External dimensions - WxDxH (cm)	40X90X85
Total power (kW)	10
IPX5	●

### ADDITIONAL TECHNICAL DATA:

Grid dimensions - WxD (cm)	64X37X3
Nr. Burners 9 kW	1
Weight (kg)	62
Volume (m3)	0,5

The cooking grid is cast iron made, double face meat/fish. An extractable stainless steel drawer collects grease during cooking. Full moduls have independent heating elements to allow different cooking.



LEGENDA SIMBOLI / LEGEND



INGRESSO GAS / GAS INLET  
(EN 10226-1) Ø M 1/2"



ALIMENTAZIONE ELETTRICA /  
POWER SUPPLY



INGRESSO ACQUA /  
WATER INLET Ø M 1/2"



SCARICO ACQUA / OLII  
WATER / OILS DRAIN



ATTACCO EQUIPOTENZIALE /  
EQUIPOTENTIAL



REGOLAZIONE PIEDINI /  
FEET ADJUSTMENT (h 0/+50)  
/ TOP VERSION (h 0/+5)